

QUARTERLY PHYSICAL REPORT OF OPERATION
As of December 31, 2019

Department: Other Executive Offices
Agency: Philippine Sports Commission
Organization Code: 26 032 0000000

Particulars	UACS CODE	Physical Target (Budget Year)					Physical Accomplishment (Budget Year)					Variance	Remarks
		1st Quarter	2nd Quarter	3rd Quarter	4th Quarter	Total	1st Quarter	2nd Quarter	3rd Quarter	4th Quarter	Total		
1	2	3	4	5	6	7	8	9	10	11	12	13	14
AMATEUR SPORTS DEVELOPMENT PROGRAM	31010000000000												
OO : Participation in local and international sports													
Outcome Indicators													
1. Number of grassroots athletes competing in the Philippine National Games and Batang Pinoy Games		7,870	3,935		3,954	15,759	11,315	0	6,270	0	17,585	1,826	Increase of 11.59%
2. Number of Filipinos participating in Sports-for-All activities		22,190	22,190	22,191	22,190	88,761	3,601	26,844	36,456	24,183	91,084	2,323	Increase of 2.62%
3. Number of national athletes participating in international and national competitions		62	63	63	62	250	173	491	410	175	1,249	999	Increase of 399.6%
Output Indicators													
1. Number of LGUs sending delegates in PSC competitions		151	75		76	302	273	54	249	0	576	274	Increase of 90.73%
2. Number of promotional events/activities held		11	11	10		32	16	8	15	7	46	14	Increase of 43.75%
3. Number of national athletes and coaches supported		989	989	989	989	989 ave.	999 (ave.)	1,132 (ave.)	1,223 (ave.)	1,503 (ave.)	1,215 (ave.)	226 (ave.)	Increase of 22.85%

Prepared By:


DOMINGO JR. LAURO OCAMPO

Planning Officer

Date: 2/4/20 2:24 PM


In coordination with:


IBAY MERLITA R.

Executive Director

Date: 2/4/20 2:25 PM

Approved By:


RAMIREZ WILLIAM L.


Chairman


Date: 2/4/20 2:26 PM


PERFORMANCE INDICATOR - September 30, 2019

Department: Other Executive Offices
 Agency: Philippine Sports Commission
 Organization Code: 26 032 0000000

Particulars	UACS CODE	Physical Target (Budget Year)					Physical Accomplishment (Budget Year)					Variance	Remarks
		1st Quarter	2nd Quarter	3rd Quarter	4th Quarter	Total	1st Quarter	2nd Quarter	3rd Quarter	4th Quarter	Total		
1	2	3	4	5	6	7	8	9	10	11	12	13	14
AMATEUR SPORTS DEVELOPMENT PROGRAM	31010000000000												
OO : Participation in local and international sports													
Outcome Indicators													
1. Number of grassroots athletes competing in the Philippine National Games and Batang Pinoy Games		7870	3935		3954	15759	11315	0	6270			1826	
2. Number of Filipinos participating in Sports-for-All activities		22190	22190	22191	22190	88761	3601	26844	36456			330	
3. Number of national athletes participating in international and national competitions		62	63	63	62	250	173	491	410			886	
Output Indicators													
1. Number of LGUs sending delegates in PSC competitions		151	75		76	302	273	54	249			274	
2. Number of promotional events/activities held		11	11	10	32	32	16	8	15			7	
3. Number of national athletes and coaches supported		989	989	989	989 ave.	989 ave.	999	1132	1223			234	

Prepared By:

 DOMINGO JR. LAURO OCAMPO
 Planning Officer
 Date: 10/14/19 4:21 PM


In coordination with:

 IBAY MERLITA R.
 Executive Director
 Date: 10/14/19 4:22 PM


Approved By:

 RAMIREZ WILLIAM I.
 Date: 10/14/19 4:23 PM


PERFORMANCE INDICATOR - September 30, 2019

Department: Other Executive Offices
 Agency: Philippine Sports Commission
 Organization Code: 26 032 0000000

Particulars	UACS CODE	Physical Target (Budget Year)					Physical Accomplishment (Budget Year)					Variance	Remarks
		1st Quarter	2nd Quarter	3rd Quarter	4th Quarter	Total	1st Quarter	2nd Quarter	3rd Quarter	4th Quarter	Total		
1	2	3	4	5	6	7	8	9	10	11	12	13	14
AMATEUR SPORTS DEVELOPMENT PROGRAM	31010000000000												
OO : Participation in local and international sports													
Outcome Indicators													
1. Number of grassroots athletes competing in the Philippine National Games and Batang Pinoy Games		7870	3935		3954	15759	11315	0	6270			1826	
2. Number of Filipinos participating in Sports-for-All activities		22190	22190	22191	22190	88761	3601	26844	36456			330	
3. Number of national athletes participating in international and national competitions		62	63	63	62	250	173	491	410			886	
Output Indicators													
1. Number of LGUs sending delegates in PSC competitions		151	75		76	302	273	54	249			274	
2. Number of promotional events/activities held		11	11	10	32	32	16	8	15			7	
3. Number of national athletes and coaches supported		989	989	989	989 ave.	989 ave.	999	1132	1223			234	

Prepared By:

 DOMINGO JR. LAURO OCAMPO
 Planning Officer
 Date: 10/14/19 4:21 PM

In coordination with:

 IBAY MERLITA R.
 Executive Director
 Date: 10/14/19 4:22 PM

Approved By:

 RAMIREZ WILLIAM I.
 Date: 10/14/19 4:23 PM

PERFORMANCE INDICATOR - June 30, 2019

Department: Other Executive Offices
 Agency: Philippine Sports Commission
 Organization Code: 26 032 0000000

Particulars	UACS CODE	Physical Target (Budget Year)					Physical Accomplishment (Budget Year)					Variance	Remarks
		1st Quarter	2nd Quarter	3rd Quarter	4th Quarter	Total	1st Quarter	2nd Quarter	3rd Quarter	4th Quarter	Total		
1	2	3	4	5	6	7	8	9	10	11	12	13	14
AMATEUR SPORTS DEVELOPMENT PROGRAM	31010000000000												
OO : Participation in local and international sports													
Outcome Indicators													
1. Number of grassroots athletes competing in the Philippine National Games and Batang Pinoy Games		7,870	3,935		3,954	15,759	11315	0				-490	No Batang Pinoy staging in Q2
2. Number of Filipinos participating in Sports-for-All activities		22,190	22,190	22,191	22,190	88,761	3601	26844				-13935	Schedule of activities for Q1 of 2019 affected by re-enacted 2018 Budget
3. Number of national athletes participating in international and national competitions		62	63	63	62	250	173	491				539	
Output Indicators													
1. Number of LGUs sending delegates in PSC competitions		151	75		76	302	273	54				101	
2. Number of promotional events/activities held		11	11	10		32	16	8				2	
3. Number of national athletes and coaches supported		989	989	989		989 ave.	999	1132				77	

Prepared By:

DOMINGO JR. LAURO OSAMPO

Planning Officer

Date: 7/18/19 9:40 AM

In coordination with:

IBAY MERLITA R.

Executive Director

Date: 8/14/19 11:44 AM


Approved By:

RAMIREZ, WILLIAM I.

Chairman

Date:


Particulars	UACS CODE	Physical Targets					Physical Accomplishments					Variance as of March 31 2019	Remarks
		1st Quarter	2nd Quarter	3rd Quarter	4th Quarter	Total	1st Quarter	2nd Quarter	3rd Quarter	4th Quarter	Total		
1	2	3	4	5	6	7=(3+4+5+6)	8	9	10	11	12=(8+9+10+11)	13	14
National Sports Development Fund	104377												
OO : Source of athletic talents widened													
AMATEUR SPORTS DEVELOPMENT PROGRAM													
Outcome Indicators													
1. Number of grassroots athletes competing in													
the Philippine National Games and													
Batang Piney Games													
2. Number of Filipinos participating in Sports-													
for-All activities													
3. Number of national athletes participating in													
international and national competitions													
Output Indicators													
1. Number of LGUs sending delegates in PSC													
competitions													
2. Number of promotional events/activities held													
3. Number of national athletes and coaches supported													

Prepared By:

 Abigail Marie Rivera

Planning Services Head/Planning Officer

Date: 26/Jun/2019


In coordination with:


 Violeta Tragon

Financial Services Head/Budget Officer

Date: 26/Jun/2019

Approved By:


 William Ramirez

Agency Head/Department Secretary

Date: 26/Jun/2019

PERFORMANCE INDICATOR - June 30, 2019

Department: Other Executive Offices
 Agency: Philippine Sports Commission
 Organization Code 26 032 0000000

Particulars	UACS CODE	Physical Target (Budget Year)					Physical Accomplishment (Budget Year)					Variance	Remarks
		1st Quarter	2nd Quarter	3rd Quarter	4th Quarter	Total	1st Quarter	2nd Quarter	3rd Quarter	4th Quarter	Total		
1	2	3	4	5	6	7	8	9	10	11	12	13	14
AMATEUR SPORTS DEVELOPMENT PROGRAM	31010000000000												
OO : Participation in local and international sports													
Outcome Indicators													
1. Number of grassroots athletes competing in the Philippine National Games and Batang Pinoy Games		7,870	3,935		3,954	15,759	11315	0				-490	No Batang Pinoy staging in Q2
2. Number of Filipinos participating in Sports-for-All activities		22,190	22,190	22,191	22,190	88,761	3601	26844				-13935	Schedule of activities for Q1 of 2019 affected by re-enacted 2018 Budget
3. Number of national athletes participating in international and national competitions		62	63	63	62	250	173	491				539	
Output Indicators													
1. Number of LGUs sending delegates in PSC competitions		151	75		76	302	273	54				101	
2. Number of promotional events/activities held		11	11	10		32	16	8				2	
3. Number of national athletes and coaches supported		989	989	989		989 ave.	999	1132				77	

Prepared By:

DOMINGO JR. LAURO OSAMPO

Planning Officer

Date: 7/18/19 9:40 AM

In coordination with:

IBAY MERLITA R.

Executive Director

Date: 8/14/19 11:44 AM


Approved By:

RAMIREZ, WILLIAM I.

Chairman

Date:


Particulars	UACS CODE	Physical Targets					Physical Accomplishments					Variance as of March 31 2019	Remarks
		1st Quarter	2nd Quarter	3rd Quarter	4th Quarter	Total	1st Quarter	2nd Quarter	3rd Quarter	4th Quarter	Total		
1	2	3	4	5	6	7=(3+4+5+6)	8	9	10	11	12=(8+9+10+11)	13	14
National Sports Development Fund	104377												
OO : Source of athletic talents widened													
AMATEUR SPORTS DEVELOPMENT PROGRAM													
Outcome Indicators													
1. Number of grassroots athletes competing in													
the Philippine National Games and													
Batang Piney Games													
2. Number of Filipinos participating in Sports-													
for-All activities													
3. Number of national athletes participating in													
international and national competitions													
Output Indicators													
1. Number of LGUs sending delegates in PSC													
competitions													
2. Number of promotional events/activities held													
3. Number of national athletes and coaches supported													

Prepared By:

 Abigail Marie Rivera

Planning Services Head/Planning Officer

Date: 26/Jun/2019


In coordination with:


 Violeta Tragon

Financial Services Head/Budget Officer

Date: 26/Jun/2019

Approved By:


 William Ramirez

Agency Head/Department Secretary

Date: 26/Jun/2019